




# LLS Series Oil Water Separators



## Applications:

- Vehicle Maintenance Shops
- Truck Stops
- Military Installations

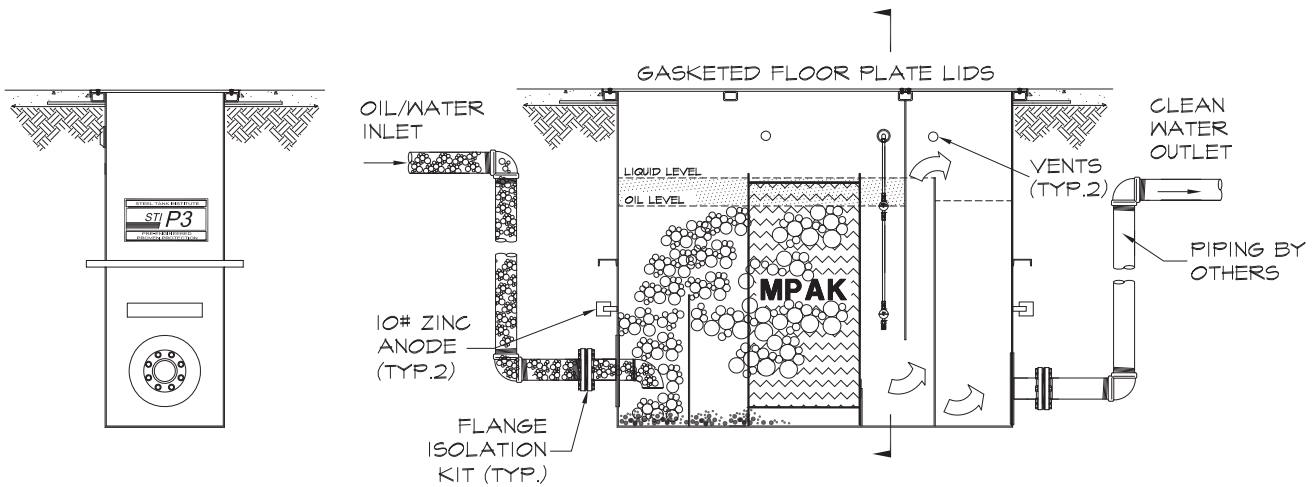
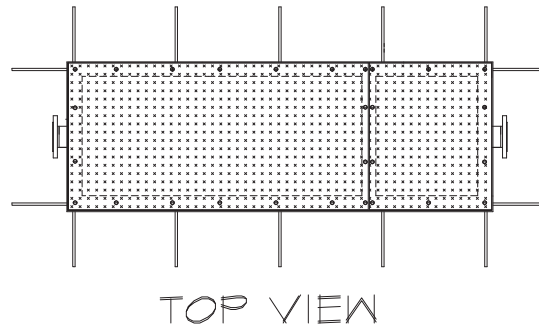
Increasing environmental regulations are affecting the activities of not only large corporations, but the small business owner as well. The LLS separator was designed to assist the small business owner in meeting these regulations where a larger separator is beyond both the need and the budget.

## Features:

- *User Friendly!* Floor plate covers allow for complete access to the tank interior for easy inspection, maintenance and oil removal.
- Designed to be placed underground, mounted in a concrete floor and coupled with a new or existing floor drain line.
- Each separator is provided with sacrificial anodes for cathodic protection..
- Standard construction is single wall. Double wall is available.
- M-Pak plate packs can be configured for flow rates between 15 - 50 GPM.



# Submittal Data Sheet



INLET VIEW

FRONT VIEW/SECTION

single wall construction shown

ANCHORAGE TANK MODEL NUMBER	FLOW RATE (GPM)	OIL HOLDING CAP. (GAL)	TANK LENGTH	TANK WIDTH	TANK HEIGHT	INLET/OUTLET DIAM.	PLATE PACK FRONTL AREA (SQ.FT.)
ATLLS-15	15	38	84"	25"	72"	4"	3.00
ATLLS-20	20	38	84"	25"	84"	4"	3.66
ATLLS-25	25	53	108"	25"	72"	4"	2.33
ATLLS-30	30	53	108"	25"	72"	4"	3.00
ATLLS-40	40	53	108"	25"	84"	4"	4.00
ATLLS-50	50	53	108"	25"	84"	4"	4.66

The parameters listed above are for general reference only, with the assumption that the drain line is located 48" below finished floor. Site-specific conditions, such as influent composition and water temperature, may significantly alter the information in this table.